



2011 TRIBUTE

SPECIFICATIONS & FEATURES DECK

PRODUCTION TIMING:

Job #1: June 14, 2010

LINEUP:

GX - I4

GX - V6

GS - V6

GT - V6

CONTENTS:

Page(s)

Product Changes	2
Colour Guide	3
Colour, Trims & Model Line-up	4
Specifications	5-6
Equipment & Features	7-8
Equipment Walk	9


UPDATED: March 29, 2011

*** Information contained herein is subject to change without notice.
E. & O. E.**


2011 MAZDA TRIBUTE PRODUCT CHANGES

COLOURS

New Colours for 2011 Model Year:



Tuxedo Black (40K)




Sterling Gray (40L)

Deleted Colours for 2011 Model Year:



Mystic Black (A2X)



Monterey Mica (36T)


RUNNING CHANGES

04-Apr-11	Brake Override System implemented
04-Apr-11	2WD Spare Tire change

E & O.E.

2011 MAZDA TRIBUTE COLOUR GUIDE

EXTERIOR:



Sterling Gray (40L)



Tuxedo Black (40K)



Steel Blue (39W)



White Suede (A7A)



Sangria Red (36Y)



Ingot Silver (39X)

INTERIOR:

Charcoal **cloth** (EE6)
(GX & GS)

Bolster



Charcoal **leather** (EE6)
(GT)

Bolster



Greystone **cloth** (EE7)

Bolster



Greystone **leather** (EE7)

Bolster



Insert



Insert



Insert



Insert



Seatback fabric



Seatback fabric



Seatback fabric



Seatback fabric



Disclaimer

This colour guide has been added to facilitate the ordering process. Although we have made every effort to match the colour and fabric, we cannot guarantee the images above are their exact equivalent.

E. & O. E.

2011 TRIBUTE COLOUR & TRIM:

Exterior Colour	Code	Interior	
		GX & GS	GT (Leather)
Tuxedo Black	40K	Charcoal (EE6)	Charcoal (EE6)
White Suede	A7A	Greystone (EE7)	Greystone (EE7)
Ingot Silver	39X	Charcoal (EE6)	Charcoal (EE6)
Sterling Gray	40L	Greystone (EE7)	Greystone (EE7)
Sangria Red	36Y	Charcoal (EE6)	Charcoal (EE6)
Steel Blue	39W	Greystone (EE7)	Greystone (EE7)

EE6 = Panels: Charcoal with black inserts
 Seats: Charcoal leather/cloth with black inserts

EE7 = Greystone with greystone inserts
 Seats: Greystone leather/cloth with greystone inserts

2011 TRIBUTE - MODEL LINE-UP:

Trim	Engine	Transmission	Drivetrain	Model Code	Option Code
GX-I4	2.5L	5MT	2WD	WVXD51	AA00
	2.5L	6AT	2WD	WVXD71	AA00
	2.5L	6AT	4WD	WXXD71	AA00
GX-V6	3.0L	6AT	2WD	WVXZ71	AA00
	3.0L	6AT	4WD	WXXZ71	AA00
GS-V6	3.0L	6AT	2WD	WVSZ71	AA00
	3.0L	6AT	4WD	WXSZ71	AA00
GT-V6	3.0L	6AT	4WD	WXTZ71	AA00

E. & O. E

2011 TRIBUTE SPECIFICATIONS

Engine

Type	2.5L I4	3.0L V6
Valve gear	DOHC 16-valve	DOHC 24-valve
Displacement	2488 cc	2967 cc
Bore and stroke	89.0 x 100.0 mm	89.0 x 79.5 mm
Compression ratio	9.7:1	10.3:1
Horsepower SAE net	171 @ 6000 rpm	240 @ 6550 rpm
Torque, SAE net lb-ft	171 @ 4500 rpm	223 @ 4300 rpm
Fuel system	Multiport electronic fuel injection	Multiport electronic fuel injection
Recommended fuel	Regular (87 octane)	Regular (87 octane)/ Flex Fuel E85

Drivetrain

Type	Front-wheel drive Four-wheel drive (optional for AT)
4WD system	Active torque split
Transmission	5-speed manual 6-speed AT with overdrive

	<u>Manual I4</u>	<u>Automatic I4</u>	<u>Automatic V6</u>
Transmission	<u>2WD</u>	<u>2WD & 4WD</u>	<u>2WD & 4WD</u>
Gear ratios: 1st	3.500	4.584	4.584
2nd	1.944	2.964	2.964
3rd	1.258	1.912	1.912
4th	0.947	1.446	1.446
5th	0.809	1.000	1.000
6th	-	0.746	0.746
Reverse	3.374	2.940	2.940
Final drive	4.133	3.510	3.510

Electrical System

Type	12 Volt
Battery	60AH, 590 CCA
Alternator	150A
Starter	I4 : 1.4kW , V6 : 1.6kW
Ignition system	Coil-On-Plug Ignition (COP)

Chassis

Frame	Unibody with "Triple H" construction
Front suspension	Independent, MacPherson strut with coils springs, shock absorbers and stabilizer bar
Rear suspension	Multi-link with dual lateral links, trailing arms, coils springs shock absorbers and stabilizer bar
Steering	Rack & pinion type with Electric Power Steering (EPS)
Steering ratio	17.5 : 1
Steering wheel turns	2.96 (lock to lock)
Min. turning circle	11.2 m (curb to curb)
Brakes	Diagonal Hydraulic Independent 4 channel Power assisted ventilated front disc & rear drum brakes ABS with Electronic Brake Force Distribution (EBD) Front disc size: 303 mm Rear drum size: 254 mm

E. & O. E.

2011 TRIBUTE SPECIFICATIONS

Chassis (Cont'd)

Wheels	16" alloy wheels
Tires	235/70R16 BSW All-Season T-Rated
Temporary spare tire	2WD: T155/70 R17 Temporary spare tire 4WD: T145/90 R17 Temporary spare tire
Curb weight	2WD: 1,484 (2.5L MT); 1,514 (2.5L AT); 1,540 (3.0L AT) 4WD: 1,580 (2.5L AT); 1,613 (3.0L AT)

Capacities

Seating	5
Washer fluid tank	4.5 L
Fuel tank	66 L
Engine Oil Capacity	4.7 L (I4) & 5.7 L (V6)
Coolant capacity	6.5 L (I4) & 10 L (V6)

External Dimensions (mm)

Wheelbase	2,619
Track (fr/rr)	1,542 / 1,530
Overall length	4,443
Overall width	2065 (includes mirrors), 1805 (excluding mirrors)
Overall height	1724 (w/o roof rack), 1784 (w/roof rack)
Ground clearance	214 (2WD) / 206 (4WD)

Internal Dimensions

Headroom (fr/rr)	1,026 mm / 996 mm (w/o Moonroof) 996 mm / 953 mm / (w/ Moonroof)
Legroom (fr/rr)	1,057 mm / 904 mm
Shoulder room (fr/rr)	1,437 mm / 1,420 mm
Cargo length	890 mm (rear seat to tailgate)
Cargo width	1,369 mm
Height of luggage area	962 mm
Tailgate opening width	1,098 mm
Cargo volume	1,904 L (behind first row, w/o moonroof) 1,901 L (w/ moonroof) 888 L (behind second row)
Passenger volume	2,816 L (w/o Moonroof) 2,717 L (w/ Moonroof)
Total volume	3,705 L (w/o Moonroof) 3,605 L (w/ Moonroof)

Fuel Economy Ratings (L/100km)

		2WD		
		2.5L I4 5MT	2.5L I4 6AT	3.0L V6 6AT
City	Highway	9.1	10.0	10.9
	City	7.1	7.0	8.0
		4WD		
		2.5L I4 6AT	3.0L V6 6AT	
City	Highway	10.3	11.5	
	City	7.5	8.7	

Towing capacity

2.5L I4	680 Kg (1,500 lbs)
3.0L V6	1,588 Kg (3,500 lbs)

E. & O. E.

2011 TRIBUTE

EQUIPMENT AND FEATURES	GX	GS	GT
ENGINE & TRANSMISSION			
2.5L DOHC 16-valve 4-cylinder	S	-	-
3.0L DOHC 24-valve 6-cylinder	O	S	S
5-speed manual transmission	S	-	-
6-speed electronically controlled automatic transmission	O	S	S
Floor shift knob	S	S	S
Front wheel drive	S	S	-
Active torque split four wheel drive system	O	O	S
Trailer towing package (Class II Towing preparation, Frame-mounted Trailer Hitch & Wiring Harness)	-	S	S
Engine block heater	S	S	S
Flex fuel compatible	V6	S	S
SUSPENSION			
Front: Independent, MacPherson strut type, coil springs, shock absorbers	S	S	S
Rear: Multi-Link type with dual lateral links, trailing arms, coil springs, shock absorbers	S	S	S
Front and rear stabilizer bar	S	S	S
Rack & pinion type with Electric Power Steering (EPS)	S	S	S
Power-assisted front ventilated disc & rear drum brakes	S	S	S
TIRES & WHEELS			
16" alloy wheels	S	S	S
235/70R16 All-season T-rated tires	S	S	S
Temporary spare tire	S	S	S
Tire pressure monitoring system	S	S	S
EXTERIOR FEATURES			
Auto headlamps	-	-	S
Halogen headlamps	S	S	S
Fog lamps	S	S	S
Molded-in-color manual foldable, power and heated door mirrors	S	S	S
2-speed front windshield wipers with variable intermittent feature	S	S	S
2-speed rear wiper & washer	S	S	S
Front Grille with Chrome Garnish	S	S	S
Liftgate Molding with Chrome	S	S	S
Body-colour outer door handles	S	S	S
Roof Rails	S	S	S
Cross Bars for roof rails	V6	S	S
Solar tint glass on rear door glass, quarter glass and rear gate glass	S	-	-
Privacy glass on rear door glass, quarter glass and rear gate glass	-	S	S
Rear window defroster	S	S	S
Fixed mast antenna	S	S	S
INTERIOR FEATURES			
Manual air conditioning	S	S	S
Cruise control	AT	S	S
Tilt steering wheel	S	S	S
Power door locks (double action)	S	S	S
Auto door lock and unlock	S	S	S
Remote keyless entry system (includes two transmitters)	S	S	S
Illuminated entry with interior light delay	S	S	S
Power windows with driver's one-touch down feature on driver's door	S	S	S
Rear floor heat ducts	S	S	S
Retractable cargo area cover	-	S	S
Cargo area light	S	S	S
Driver and passenger sunvisors with covered vanity mirrors	S	S	S
Map lamps	S	S	-
Day/night rearview mirror	S	S	-
Automatic dimming rearview mirror w/ rear view camera display	-	-	S
Driver's and passenger's sunvisors with illuminated and covered vanity mirrors	-	-	S
Universal garage opener on sunvisor	-	-	S
Assist handles on passenger side	S	S	S
Front and rear door storage pockets	S	S	S
Exterior temperature information display	S	S	S

S = Standard O = Optional

E. & O. E.

2011 TRIBUTE

EQUIPMENT AND FEATURES	GX	GS	GT
INTERIOR FEATURES (CONTINUED)			
Overhead console with dual storage bins (normal roof)	-	S	-
Overhead console with single storage bin with map lamps (Moonroof)	-	-	S
Seatback pockets on front seats	-	S	S
2 cup holders with enclosed storage bin in centre console	S	S	S
Tray on floor console	S	S	S
Power-operated glass moonroof with interior sunshade	-	-	S
6-way adjustable power driver's seat	-	S	S
Driver's seat manual lumbar support	-	S	S
Heated front seats	-	-	S
Folding 60/40 rear seats with removable seat cushions	S	S	S
Cloth upholstery	S	S	-
Leather trimmed upholstery	-	-	S
Painted black center panel	S	-	-
Painted high gloss black center panel	AT	S	S
Inner Door handles – chrome	S	S	S
Polyurethane steering wheel	S	-	-
Leather wrapped steering wheel	-	S	S
Audio controls on steering wheel	-	S	S
Coat hooks (2)	S	S	S
Driver's Side Foot Rest	S	S	S
Custom fitted floor mats	S	S	S
Headliner - Color-Keyed Cloth	S	S	S
Battery saver	S	S	S
Accessory off delay	S	S	S
Cluster warning lights: airbags, check engine, parking brake/brake fluid low, battery charge, oil pressure, turn signal, high beams, door ajar, anti-theft, hill mode (auto only), cruise control (AT only), ABS, fasten seat belt with warning chime, low fuel level, tire pressure monitor	S	S	S
Cluster gauges: speedometer, engine coolant temperature, tachometer, fuel level	S	S	S
Resetable trip odometer	S	S	S
AUDIO SYSTEM			
AM/FM CD with 4 speakers	S	S	-
AM/FM 6-CD changer audio system with 7 speakers	-	-	S
Automatic volume control	S	S	S
Auxiliary audio input	S	S	S
Sirius satellite radio	-	-	S
SAFETY & SECURITY			
Brake override system	S	S	S
Anti-lock brake system (ABS) with Electronic Brake Force Distribution (EBD)	S	S	S
Dynamic Stability Control (DSC)	S	S	S
Traction Control System (TCS)	S	S	S
Rollover Stability Control (RSC)	S	S	S
Trailer Sway Control	-	S	S
Engine immobilizer theft deterrent system	S	S	S
Dual front air bags, side airbags and curtain airbags	S	S	S
Side impact bolsters	S	S	S
Height adjustable front & rear seat head restraints	S	S	S
Height adjustable front seat belts	S	S	S
ISO FIX child seat anchor	S	S	S
Child seat tether anchor (ceiling mounted, 3 locations)	S	S	S
3-point safety belts for all occupants	S	S	S
Child proof rear door locks	S	S	S
Driver and front passenger safety belt pretensioners	S	S	S

S = Standard O = Optional

E. & O. E.

2011 MY TRIBUTE EQUIPMENT WALK

GX-14 2WD

2.5L I4 engine
 171 HP & 171 lb-ft of torque
 5MT
 Engine block heater
 16" aluminium alloy wheel
 235/70R16 A/S BSW Michelin tires
 ABS brakes with EBD
 Engine immobilizer
 Dynamic Stability Control (DSC)
 Roll-Over Stability Control (RSC)
 Traction Control System (TCS)
 Tire Pressure Monitoring System (TPMS)
 Front stabilizer bar
 Air conditioning
 Auxiliary audio input
 Power windows, door mirrors & door locks
 Foldable heated door mirrors
 AM/FM CD with 4 speakers
 60/40-split fold-down rear seatback
 Fog lamps
 Body coloured bumpers with lower valence moulded in colour
 Roof rails
 Black mesh front grille with chrome trim bar
 Body-coloured outer door handles
 Remote keyless entry
 Dual front air bags
 Dual front side air bags
 Side air curtains for front and second row
 Rear stabilizer bar
 Easy fuel system
 High gloss black painted finish on console
 Automatic Volume Control
 Auto door lock/unlock
 Exterior temperature gauge

GS-V6

GX PLUS:

3.0L V6 Engine
 240 HP & 223 lb-ft of torque
 6-speed automatic transmission
 Cruise control
 Privacy glass
 Roof rails with cross bars
 Leather wrapped steering wheel
 Retractable cargo area cover
 6-way power driver's seat
 Driver's seat lumbar support
 Driver's and passenger seatback map pockets
 Overhead console with dual storage bins
 Trailer towing package
 Audio controls on steering wheel
 Flex Fuel compatible
 Trailer Sway Control

GT

GS PLUS:

Active torque split All-Wheel drive system
 AM/FM 6-CD changer audio system with 7 speakers
 Auto headlamp control
 Power sliding moonroof with sunshade
 Overhead console with single storage bin
 Leather trimmed upholstery
 Heated front seats
 SIRIUS satellite radio
 Auto-dimming rearview mirror w/ integrated back-up camera
 Illuminated driver and passenger vanity mirrors with sliding feature and integrated Universal garage door opener

6-speed Automatic Transmission

6AT
 Cruise control

4WD*

Active torque split All-Wheel drive system
 *requires Automatic Transmission

4WD

Active torque split All-Wheel drive system

3.0L 240hp V6 engine**

V6 engine
 Cross Bars for roof rails
 Flex Fuel compatible
 *requires Automatic Transmission

E + O.E.